



"Life Can Feel Good Again"

■ Manufactured In China

By Jiangsu Alpay Medical Device Co., Ltd to the specification of

Australian Distributor

www.medusoft.com.au

email: gd@medusoft.com.au

■ Name of Commodity : SPINAL CARE

The Product Name : Air Traction Belt

United States patent : 8685193

USA L0631HCPCS code XRef : 21162717

FDA Number : 10023966

Medical Device Registration Number (China) :

苏通食药监械(准)字2010第1260026号(更1)号

China Patent No.200520113870.6

CE Certificate N° 07/CN/1138-0-REV 0

TGA

CE FDA ISO9001 USA Patent: 8685193



We present a new technology in the treatment of lower back pain caused by spinal diseases or injuries. The Air Traction Belt features a unique air pocket expansion system that helps combine both effective treatment and pain relief by reducing pressure within the vertebrae.

"Life Can Feel Good Again"

AIR TRACTION BELT FOR LUMBAR SUPPORT
SPINAL CARE



User Manual



Say No To Lower Back Pain!



What's Inside The Box


- ❶ Belt: Supplemental Velcro Strap
- ❷ Foot Pump
- ❸ User Manual
- ❹ Extension Pad
- ❺ Belt valve
- ❻ Pump valve



❶ Belt



❷ Foot Pump



❸ User Manual



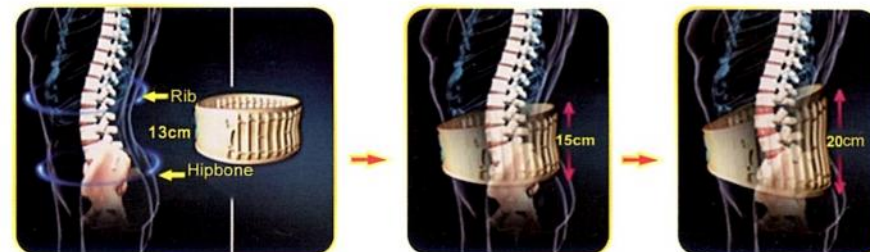
❹ Extension Pad

What is Spinal Care?

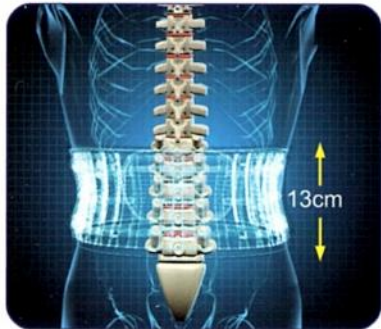
SPINAL CARE is thin, lightweight and easy to use ; it offers a high degree of mobility , alleviating, treating and preventing back pain . It can be discreetly worn under clothing allowing you to perform daily activities such as driving , walking and standing for long periods of time , and enabling those with an active lifestyle to work ,enjoy sports and other leisure activities.

SPINAL CARE acts to provide traction between the lower part of the rib cage and the upper part of the hip effectively reducing pressure in the lumbar spine . The vertically expandable columns create a virtual support beam providing spinal decompression for the lumbar vertebrae successfully eliminating lower back and radiating pain .

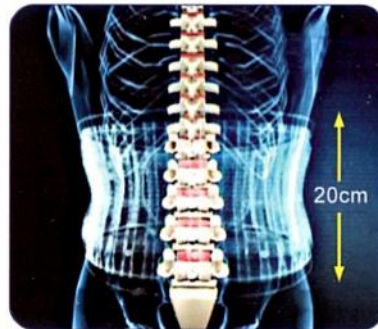
SPINAL CARE alleviates pain and assists active-rehabilitation by allowing the intervertebral disc ,or nucleus pulposus, back to its natural position . By increasing the intervertebral space , pressure applied on the nerve root is relieved naturally reducing pain .



How The SPINAL CARE Works



Place the non-inflated belt between the lower rib and hip bone. Make sure the belt is tight and fit.



Fully inflate the belt using the pump supplied. The belt will be extended vertically from 13cm to 20cm. This will produce a traction effect to the Lumbar Vertebrae.

The traction belt is vertically expanded by approximately 7cm(2.8"), thereby helping to increase the space between intervertebral discs.

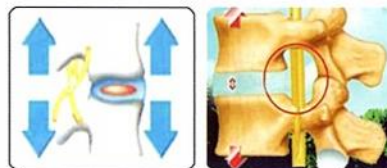
• Before treatment:

The herniated or bulging intervertebral disc or herniated nucleus pulposus applies pressures on the nerve root, causing pain.



• After treatment:

SPINAL CARE helps resume the appropriate position of the intervertebral disc or nucleus pulposus by increasing the intervertebral space thereby reducing the pressure between lumbar/cervical vertebrae.



Features of SPINAL CARE

- ① Relaxes muscle spasms, muscles cramps, strain and pain.
- ② Helps treat degenerative disc disease, spinal stenosis, sciatica and spondylolysis.
- ③ Treatment for bulging and herniated discs. Helps eliminate lower back and radiating pain in the hips, thighs, legs and/or feet. Bulging and herniated discs are reduced by elongating the intervertebral spaces in the lumbar spine.
- ④ Assists individuals with strenuous jobs requiring heavy lifting or long hours of driving.
- ⑤ Helps maintain proper posture. Improper posture places the upper body weight directly on the discs and causes back pain.
- ⑥ Can be worn discreetly under clothing.
- ⑦ Very lightweight, comfortable and allows nearly a full range of motion.
- ⑧ Made of highly durable, 100% soft cotton material.
- ⑨ Simple to use.

How to Wear

Important:

How to Wear Air Traction Belt?
(Note: Don't use it when eating, but one hour later)

Selecting the appropriate size is necessary. Measure around the abdomen or umbilical region for an accurate measurement.



- ❶ Please measure abdominal, then wear the belt to the waist according to Picture 1.




- ❷ In order to meet the waist curve of traction well, please wear the belt in both ends of abdominal belts with the cross way according to picture 2.



- ❸ Please clockwise to tighten the belt gas nozzle(see picture 3), then use inflatable clip to clamp the inlet.(see picture 4).

Important: The device should be close-fitting, secure and comfortable.



- ❹ Inflate the belt use foot pump or hand pump slowly, due to the air pump pressure limiting device. If rapid inflation, it will lead to underinflated.(see picture 5) .
- ❺ Please separate air pump with inflatable clip connection(see picture 6 and 7.both of them are wear pictures after inflation)



- ❻ Every two hours, two or three times one day. If necessary, more longer time also be allowed but pay attention to the exercise of back muscle.

Important: Properly doing so will eventually position the Belt between your body

Warning

- ❶ Patients with lumbar spine damage caused by tumors should not use this device.
- ❷ Patients with acute lumbar injuries and severe osteoporosis should not use this device.
- ❸ Patients who have had major spinal surgery should not use this device.
- ❹ Pregnant women and children under 12 years old should not use this device.
- ❺ Patients who suffer from any chronic disease should consult their
- ❻ doctor before using this device.

Precautions

- ❶ Do not water in washing machine.
- ❷ Avoid sharp objects scratching the product.
- ❸ Avoid direct sunlight and heat.
- ❹ Only use the belt on the Lumbar area.
- ❺ It is important to do regular back exercises in conjunction with the use of this product .
- ❻ Do not use the belt during a meal and within one hour after eating.
- ❼ If the product causes any pain cease use and consult a medical practitioner.
- ❽ Please read the manual carefully before using the product.

Recommendations for Effective Use

- ❶ Wear 5-6 hours intervals (2 hours on, 2 hours off & repeat). SPINAL CARE is more effective while standing.
- ❷ SPINAL CARE can be worn to prevent as well as alleviate back pain. Use SPINAL CARE when performing tasks that produce stress on the lower back.
- ❸ In case of increased pain, reduce wearing SPINAL CARE to promote muscle relaxation and to soften disc and soft tissue.
- ❹ Apply a hot pack before using your SPINAL CARE to promote muscle relaxation and to soften disc and soft tissue.
- ❺ Adjust according go your body type. You may obtain greater traction by adjusting the brace higher or lower on your abdomen.
- ❻ SPINAL CARE may be worm directly on your skin or over a thin cotton t-shirt. If allergies persist, consult a physician.

Material

Outer material : PU

Material of extended belt: velcro

Inner material : cotton fabric

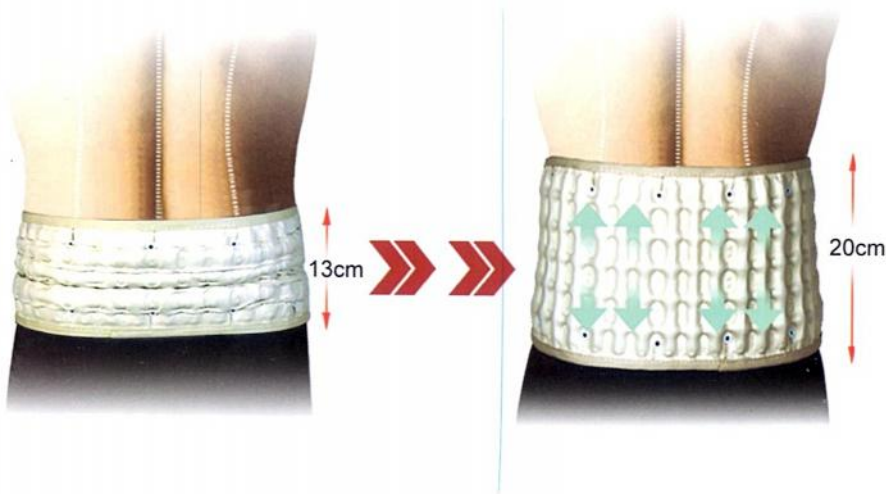
Material of foot pump: PA6

Material of air bladder : TPU




Unique Effects

- 1 Patients themselves can do continuous traction. It is convenient to wear the belt both at home, work and during leisure activities. It guarantees the rehabilitation of the nucleus pulpous and lumbar vertebrae.
- 2 Vertical traction can reduce the pressure between the lumbar vertebrae when standing, reducing stress on the lumbar area.
- 3 The belt is light weight, so it can be worn during exercising, traveling, working, at home, and driving.
- 4 The belt is not only effective in the treatment but also in the prevention of Lumbar vertebral conditions.



SIZE	WAIST MEASUREMENT	
XS	26"-32"	66-80cm
S	32"-36"	80-90cm
M	36"-40"	90-100cm
L	40"-46"	100-115cm
XL	46"-52"	115-130cm
XXL	52"-58"	130-145cm



Scientific Design

- 1 The lumbar length of most people is about 10 cm. Powerful traction and protection of the lower back can be achieved effectively through the use of the belt being stretched to 20cm after inflation.
- 2 The shape of the lower back is c-shaped, the belt is designed to be opposite of the c shape, to fit in with the structure of the human body.
- 3 The belt is designed to have many points of contact which when inflated will result in a strong traction effect on the lumbar vertebrae.
- 4 Top quality materials are used ensuring excellent air retention and durability.
- 5 The pump will automatically stop pressurizing when the air pressure inside the belt reaches 0.15MPa.

